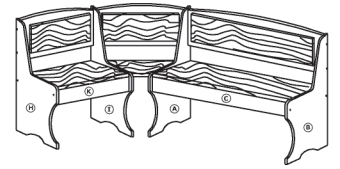
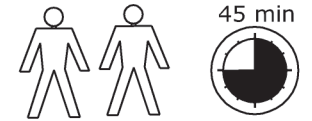


# KANAPA NAROŻNA

→ 155 + 88 \ 120



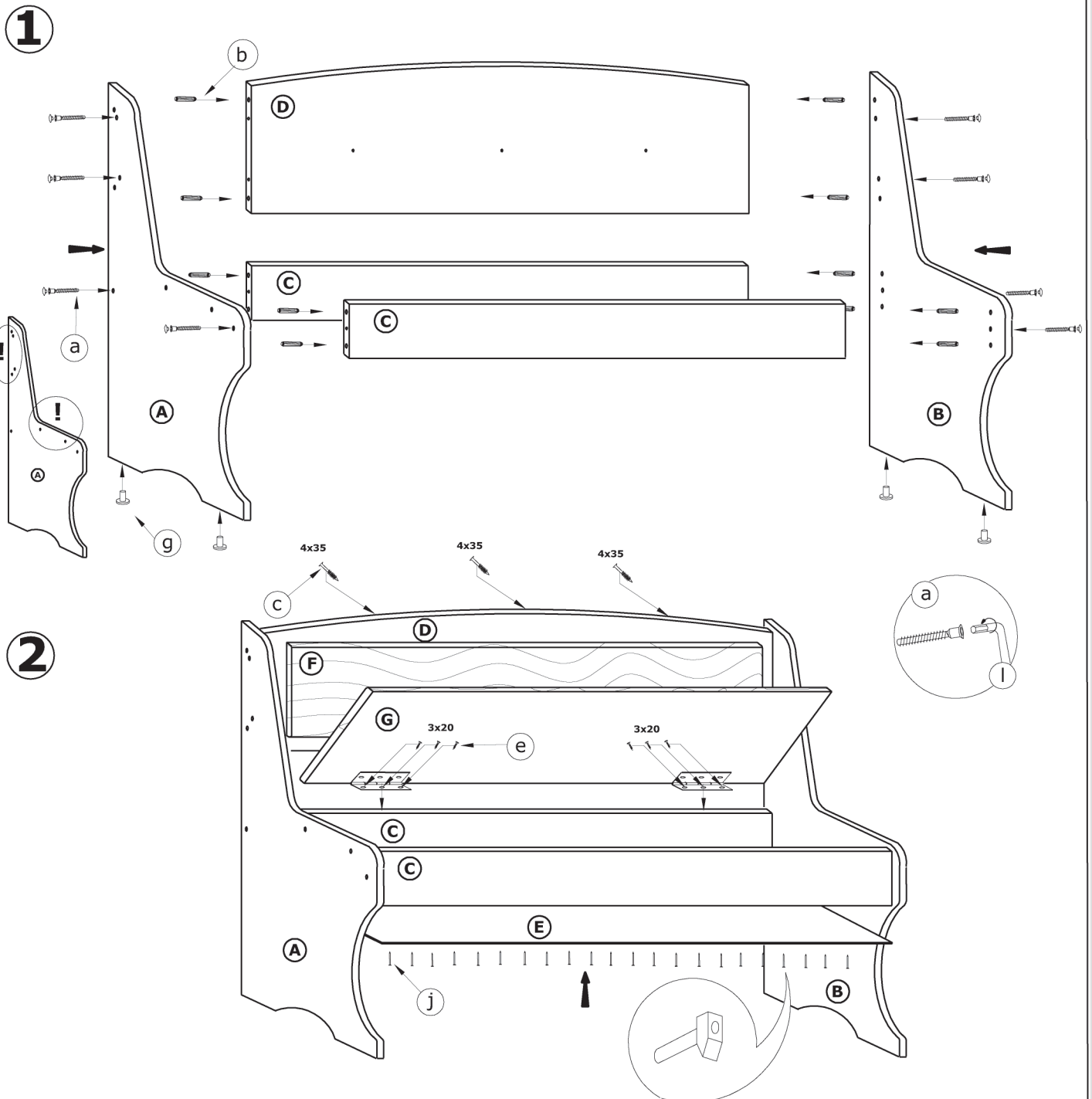
|               |                               |                              |                        |                         |                      |
|---------------|-------------------------------|------------------------------|------------------------|-------------------------|----------------------|
| x 16<br><br>a | x 29<br><br>b                 | x 7<br>(4x35)<br><br>c       | x 8<br>(4x16)<br><br>d | x 12<br>(3x20)<br><br>e | x 8 (M4-25)<br><br>f |
| x 8<br><br>g  | x 4 <sup>-135°</sup><br><br>h | x 4 <sup>-90°</sup><br><br>i | x 40<br><br>j          | x 1<br><br>k            | x 1<br><br>l         |




1 - FAZY MONTAŻU

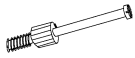
A - OZNACZENIE ELEMENTÓW

a - OZNACZENIE AKCESORIÓW





x 4



a

x 4


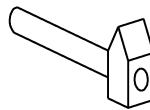



b

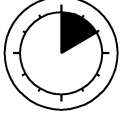
x 4



c



10 min

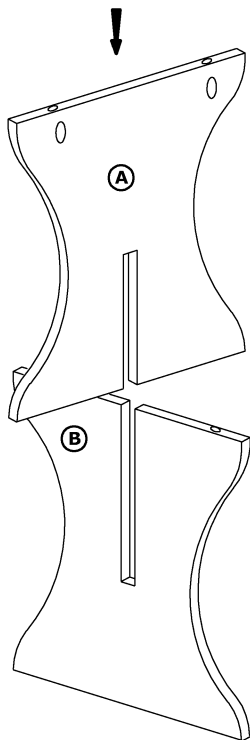


1 - FAZY MONTAŻU

A - OZNACZENIE ELEMENTÓW

a - OZNACZENIE AKCESORIÓW

1



2

