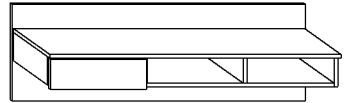




UNO - BIURKO

→ 121 ↑ 40 ↘ 40



x 18

(a)

x 6

(b)

x 12

(c)

x 12

(d)

x 1 kpl. (350 mm)

(e)

x 2

(f)

30 min

x 4
(3,5x30)

(g)

x 12
(3,5x16)

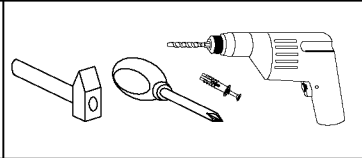
(h)

x 10

(i)

x 1

(j)



① - FAZY MONTAŻU

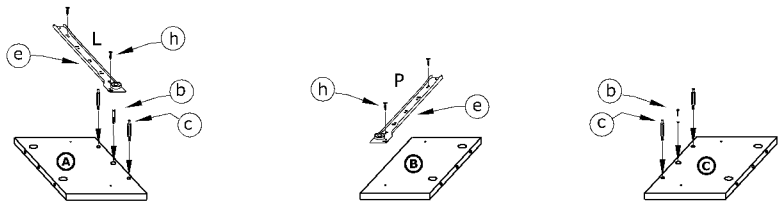
Ⓐ - OZNACZENIE ELEMENTÓW

Ⓐ - OZNACZENIE AKCESORIÓW

①

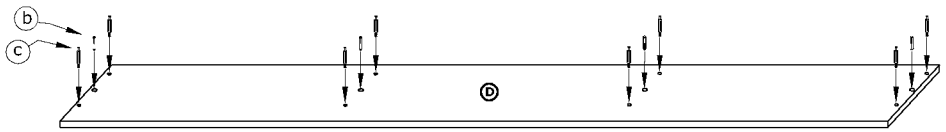
x 2 (b) x 4 (c)

x 1 kpl. (e) L P x 8 (3,5x16) (h)



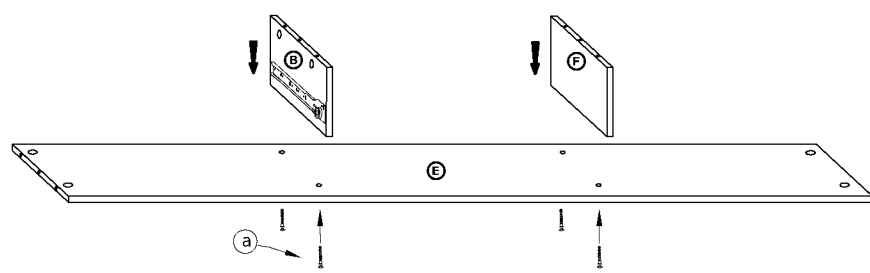
②

x 4 (b) x 8 (c)



③


x 4 (a)

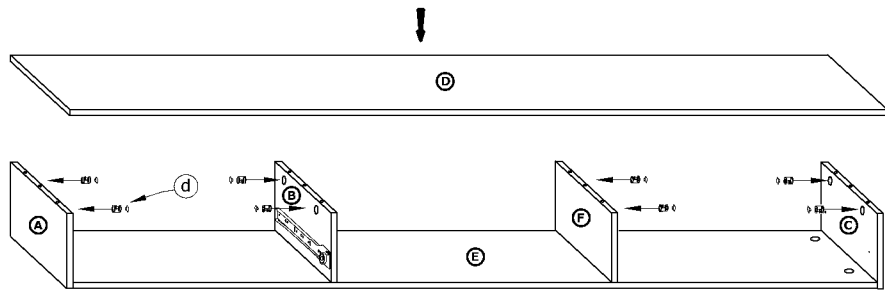



④

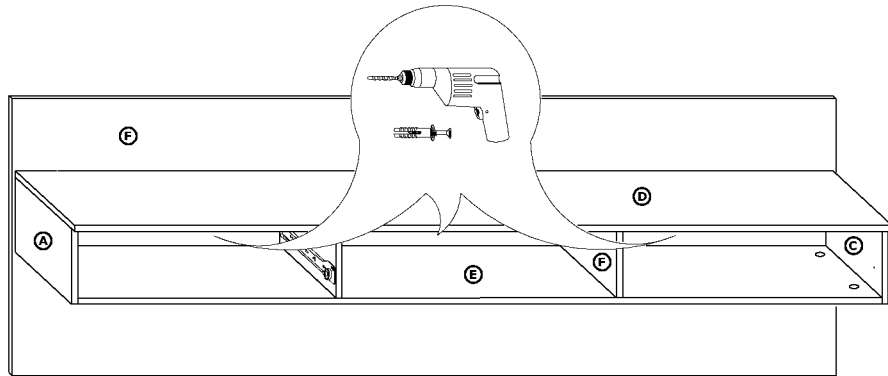
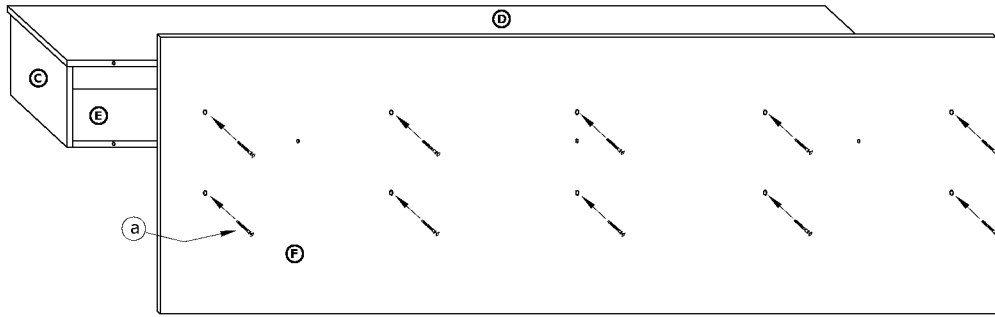
x 4 (d)





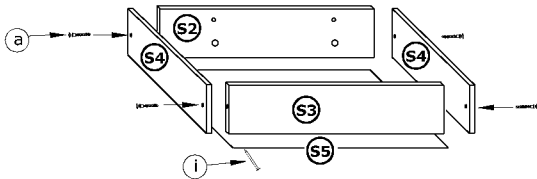
5 x 8

 d








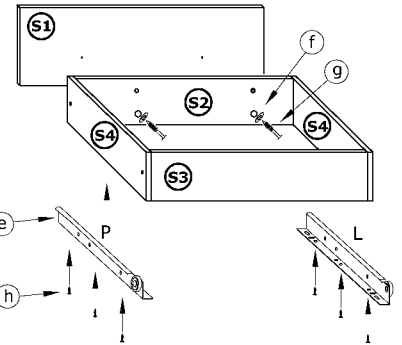
6 x 10

 a




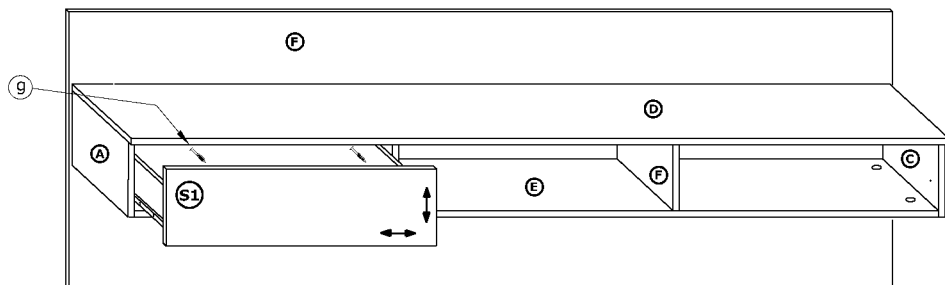
7 x 4 x 10
 
 a i



8 x 1 kpl. x 2
  
 e f
 x 2 x 6
 (3,5x30) (3,5x16)
 
 g h



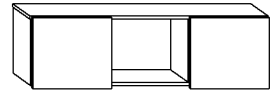
9 x 2
 (3,5x30)

 g





UNO - SZAFKA WISZĄCA

→ 120 ↑ 36 ↘ 30



x 8 	x 4 	x 8 			
x 8 	x 4 	x 4 			
x 2 kpl. 	x 4 (6,2x13) 	x 8 (3,5x16) 	x 40 	x 1 	

1 - FAZY MONTAŻU

A - OZNACZENIE ELEMENTÓW

a - OZNACZENIE AKCESORIÓW

1

x 2

x 4

x 4



2

x 2

x 4 (6,2x13)

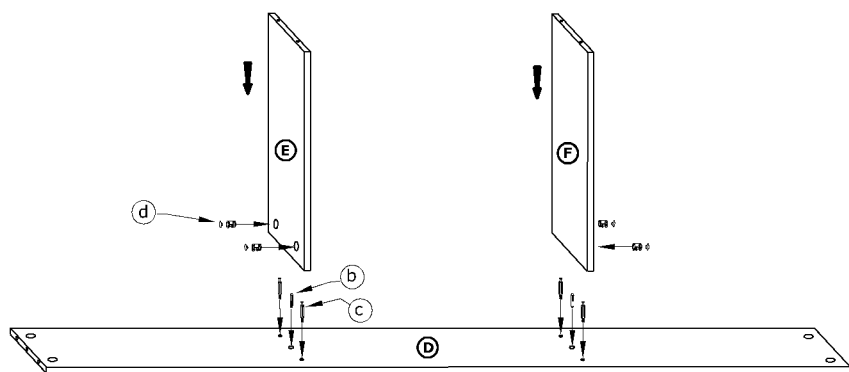


3

x 2

x 4

x 4



4

x 4

