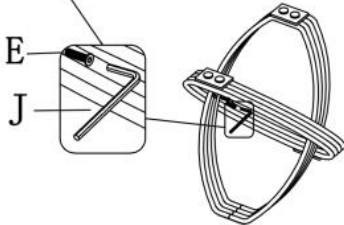


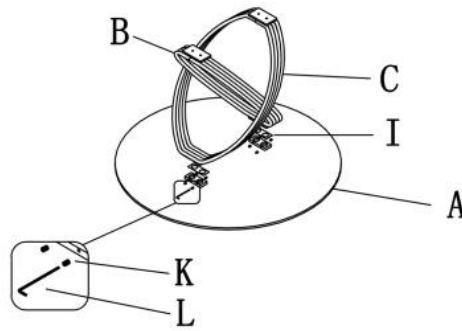
# OPTICO

1

Please do not fasten the bolts A only fix 60% this step  
Dokręcić śruby tylko do 60% w tym kroku

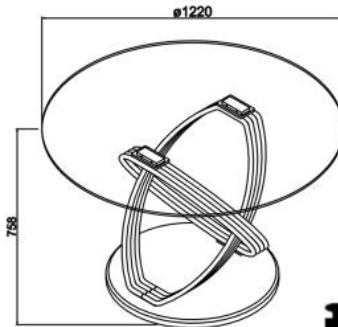
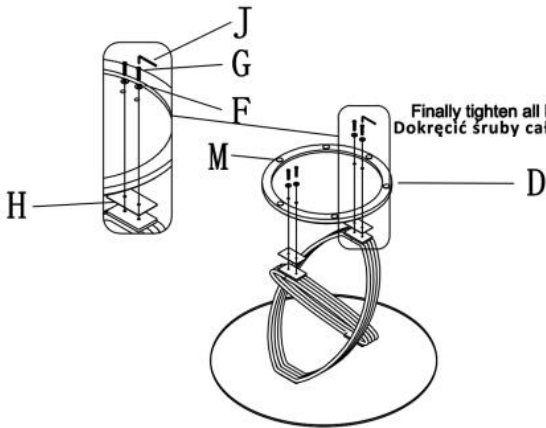


2



3

Finally tighten all bolts  
Dokręcić śruby całkowicie



A		1pc
B		1pc
C		1pc
D		1pc
E		4pcs
F		4pcs
G		4pcs
H		2pcs
I		2pcs
J		1pc
K		8pcs
L		1pc
M		6pcs

max. 30 kg



HALMAR Sp. z o.o.

ul. Centralnego Okręgu Przemysłowego 2, 37-450 Stalowa Wola, POLSKA / POLAND  
tel. +48 15 843 28 10, fax: +48 15 842 19 57, e-mail: office@halmar.com.pl

v.1